



**WALTHALL**  
**COUNTY SCHOOL DISTRICT**  
Teachers teaching. Students learning. Schools improving.

2024-2025

**APPROVED**  
7-25-2024

# Dropout Prevention and High School Restructuring Plan



**WCSD Students WILL**

**GRADUATE**

*Let's make it happen*

## Table of Contents

<b>District Dropout Prevention Plan</b>	<b>3</b>
Team Members	3
Dropout Prevention Policy	4
Board Approval Date and Signatures Page	5
Walthall County Demographic Information	6
District Data	7
Aggregated Data	7
Enrollment Data by Subgroups	9
Accountability Data	11
<b>District Level Plan</b>	<b>13</b>
<b>Assurances</b>	<b>23</b>

# District Dropout Prevention Plan

## Team Members

Team Member	Position
Michelle Stinson	Assistant Superintendent
Vanessa Boyd	Federal Programs Director
Kim Brumfield	Special Education Director
Joel Lofton	CTE Director
Dawn Seal	Instructional Supervisor, DTC
Dianna Ravencraft	Alternative School Director
Jason Frazier	Principal, Salem Attendance Center
Jeremy Harrell	Principal, Tylertown High School

## ***Dropout Prevention Policy***

**District:** Walthall County  
**Section:** J - Students  
**Policy Code:** JQH - Drop-Out Prevention

### **DROP-OUT PREVENTION**

This school district will make diligent efforts to reduce and eliminate dropouts in the district. The school board directs the superintendent to provide regular reports on efforts made to increase student retention. This school district shall maintain accurate records documenting enrollment and attendance, including dropout rates, and shall provide an annual statistical report to the State Department of Education.

Technical assistance and coordination services may be obtained from the State Department of Education to districts seeking to reduce dropout rates.

### **DROPOUT PREVENTION PROGRAM**

This board will comply with all applicable provisions of the Mississippi Code of 1972, Annotated as amended including but not limited to Section 37-13-80, Dropout Prevention, Assistance to certain local school districts to establish program of educational accountability and assessment of performance; personnel appraisal and compensation system for school employees; programs to prevent dropouts, and the Mississippi Public School Accountability Standards and with all other applicable federal and state laws.

The Mississippi Public School Accountability Standards for this policy are 10 and 11.

LEGAL REF.: MS CODE as cited  
*Mississippi Public School Accountability Standards*

CROSS REF.: Policies IB C Instructional Goals  
JBA C Compulsory School Attendance  
JCD C Alternative School Programs

Last Review Date: \_\_\_\_\_  
Review History:[1/1/1900][1/1/1901]

**Original Adopted Date:** 9/17/2015  
**Approved/Revised Date:**  
Record Id: 128157

# Board Approval Date and Signatures Page

Verification of board presentation and approval with Board agenda below:

## Walthall County School Board Agenda Thursday, July 25, 2024 5:30 P.M. Regular Meeting

1. Regular Session 5:30 P.M.
2. Call-to Order-Pledge-Vision & Mission-Invocation
3. Adoption of Agenda
4. Approval of the Minutes for June 11, 2024, June 14, 2024, June 18, 2024 & June 28, 2024
5. Public Comments
6. Superintendent Update
  1. Student Achievement Report - Promotion/Retention
  2. Board Self Evaluation
  3. Personnel Update - Vacancies
  4. Architect Updates
  5. MSBA Southern Region Leadership Conference
7. 16th Section (Goal 4)
8. Approval of Contractors Pay Application #013 - HVAC Renovations (Goal 4,5)
9. Approval of Architects Invoice # 202172D-14 - HVAC Renovations
10. Approval of Fuel/Propane Bid SY 24-25
11. Approval of Ad Valorem Request for FY 24-25 (Goal 4)
12. Approval of FY 24-25 Budget Certification (Goal 4)
13. Acceptance of Save the Children Grant
14. Approval of 24-25 WCSD Dropout Prevention Plan
15. Personnel (Goal 3)
  1. Approval of Recommendations by Personnel Committee FY 24-25
    1. Personnel Committee Recommendation - 1
    2. Personnel Committee Recommendation - 2
  2. Approval of TES Certified Personnel FY 24-25
  3. Approval of Non-Certified Personnel FY 24-25
    1. Paraprofessional
      1. Recommendation - 1
      2. Recommendation - 2
    2. Transportation
      1. Transportation Recommendation (Full-Time) - 1
      2. Transportation Recommendation (Full-Time) - 2
      3. Transportation Recommendation (Full-Time/Substitute Bus Drivers)
    3. Food Service
  4. Approval of THS Certified Resignation
  5. Approval of Substitutes for July 2024
16. Consent Agenda
  1. Approval of Federal Programs Plans (Goal 3)
    1. WCSD Board Letter
    2. WCSD EL Plan 2024-2025
  3. WCSD EL Policy IK (Limited English Proficiency Instruction)
  4. WCSD Parent and Engagement Policy 2024-2025
    1. Dexter
    2. Salem
    3. TPS
    4. TES
    5. THS
  5. WCSD Procedures for Identifying & Enrolling Children Based (Mckinney-Vento) Homeless Definition
2. Approval of Contract between WCSD and Teresa Allred Photography FY 24-25 (Goal 3)
3. Approval of Building Request for Dexter's Gym
4. Approval of Athletic Schedule 24-25
  1. THS
    1. Jr. High School Basketball
    2. High School Basketball
    3. Football 2024
  5. Approval of Fixed Assets Deletions for 7/25/2024 (Goal 4)
17. FYI
  1. Staff Travel
18. Adopt Financial (Goal 4)
  1. Financial Statements May 31, 2024
  2. Board Docket July 25, 2024 (Claims # 50604-50704)
  3. Pre-approved (Claims # 620983-621002)
19. Consideration of an Executive Session
  1. Approval of Student Transfer
    1. Medical
    2. Child Care
    3. Parent Employed
      1. Student Transfer - 1
      2. Student Transfer - 2
      3. Student Transfer - 3
      4. Student Transfer - 4
    4. Majority/Minority
      1. Student Transfer - 1
      2. Student Transfer - 2
      3. Student Transfer - 3
20. Adjourn

1

### Dropout Prevention/Restructuring Plan Assurances Page


On behalf of Walthall County School District, I hereby submit the Dropout Prevention/Restructuring Plan to provide goals, activities, and services necessary to meet the overarching goals of the state dropout prevention plan:

- Reducing the retention rates in grades kindergarten, first and second.
- Targeting subgroups that need additional assistance to meet graduation requirements.
- Developing dropout recovery initiatives that focus on students age seventeen (17) through twenty-one (21), who dropped out of school (i.e., Mississippi Works).
- Addressing how students will transition to the home school district from the juvenile detention centers.

I hereby certify that our school district will evaluate our district dropout prevention plan on an annual basis to determine appropriate changes needed for future school years.

I hereby certify that our District School Board has reviewed and approved this plan for submission to the Mississippi Department of Education.

District Superintendent: J. Bradley Brumfield



Jul 25, 2024

School Board Chair: Bobbie Lewis

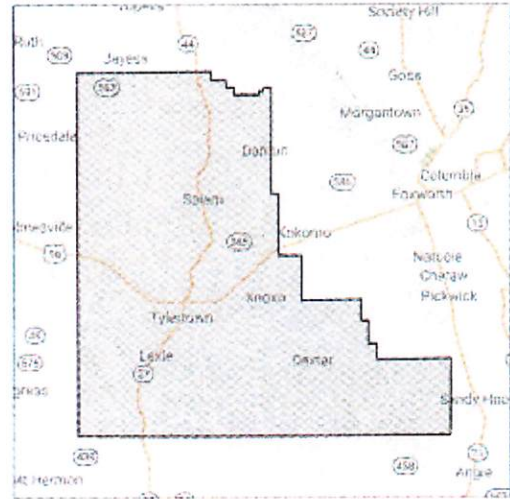


Jul 25, 2024

## Walthall County Demographic Information

The Walthall County School District is located in Walthall County, Mississippi. Named after Civil War general and Mississippi Senator Edward C. Wallhall, the county is situated in southwest Mississippi, about equidistant between Jackson, Mississippi and New Orleans, Louisiana. According to the Walthall County Chamber of Commerce website, "Walthall County is home to 15,000+ residents who contribute to the area's rich agricultural history, from cotton farming, dairy and poultry production, to the abundant pine harvesting." It has a population of 14,812 people with a median age of 40.3 and a median household income of \$30,571. The population of Walthall County, MS is 52.7% White, 45.7% Black, and 0.63% other.

Less than 2% of the people in Walthall County speak a non-English language, and 99% are U.S. citizens. Major industries include mining, quarrying, agriculture, forestry, and recreation. The poverty rate was estimated at 24.1% in 2016. Within Walthall County School District, as reported by the *Small Area Income and Poverty Estimate* from the U. S. Census Bureau, about 36.1% of children between ages 5 and 17 live in poverty-related households.



District Data

**Aggregated Data**

*Year 2023-24*

	<b>ADA 2023-24</b>	<b>4 Yr. Graduation Rate 2023-24</b>	<b>4 Yr. Dropout Rate 2023-24</b>	<b>Disciplinary Infractions 2023-24</b>	<b>% Chronically Absent 2023-24</b>	<b># of Suspensions 2023-24</b>
District		88.9%	5.6%	756		730
Tylertown Primary		n/a	n/a	29		21
Tylertown Elementary		n/a	n/a	38		37
Tylertown High		86.9%	5.8%	553		544
Dexter		n/a	n/a	32		31
Salem		95.2%	4.8%	104		97

*Year 2022-23*

	<b>ADA 2022-23</b>	<b>4 Yr. Graduation Rate 2022-23</b>	<b>4 Yr. Dropout Rate 2022-23</b>	<b>Disciplinary Infractions 2022-23</b>	<b>% Chronically Absent 2022-23</b>	<b># of Suspensions 2022-23</b>
District	92.85%	89.5%	7.9%	1009	18.33%	990
Tylertown Primary	91.27%	n/a	n/a	20	16.9%	20
Tylertown Elementary	94.73%	n/a	n/a	63	9.93%	63
Tylertown High	93.45%	85.7%	10%	762	18.03%	744
Dexter	94.28%	n/a	n/a	12	25.53%	12
Salem	92.21%	95.5%	4.5%	152	23.31%	151

*Year 2021-22*

	<b>ADA 2021-22</b>	<b>4 Yr. Graduation Rate 2021-22</b>	<b>4 Yr. Dropout Rate 2021-22</b>	<b>Disciplinary Infractions 2021-22</b>	<b>% Chronically Absent 2021-22</b>	<b># of Suspensions 2021-22</b>
District		84.2%	10.8%	972	24.93%	951
Tylertown Primary		n/a	n/a	13	33.58%	13
Tylertown Elementary		n/a	n/a	52	15.41%	52
Tylertown High		80.9%	11.2%	782	27.43%	762
Dexter		n/a	n/a	2	30.86%	2
Salem		90.6%	9.4%	123	19.61%	122

*Year 2020-21*

	<b>ADA 2020-21</b>	<b>4 Yr. Graduation Rate 2020-21</b>	<b>4 Yr. Dropout Rate 2020-21</b>	<b>Disciplinary Infractions 2020-21</b>	<b>% Chronically Absent 2020-21</b>	<b># of Suspensions 2020-21</b>
District		84.17%	10.83%	265	covid year	
Tylertown Primary		n/a	n/a	4	covid year	
Tylertown Elementary		n/a	n/a	6	covid year	
Tylertown High		80.89%	11.24%	221	covid year	
Dexter		n/a	n/a	4	covid year	
Salem		90.63%	9.38%	30	covid year	

*Year 2019-20*

	<b>ADA 2019-20</b>	<b>4 Yr. Graduation Rate 2019-20</b>	<b>4 Yr. Dropout Rate 2019-20</b>	<b>Disciplinary Infractions 2019-20</b>	<b>% Chronically Absent 2019-20</b>	<b># of Suspensions 2019-20</b>
District	95.8%	81.2%	7.24%	793	covid year	766
Tylertown Primary	96.6%	n/a	n/a	4	covid year	8
Tylertown Elementary	96%	n/a	n/a	12	covid year	30
Tylertown High	93.3%	80.6%	8.73%	622	covid year	585
Dexter	94.4%	n/a	n/a	7	covid year	19
Salem	95.4%	82.9%	2.86%	148	covid year	124

*Year 2018-19*

	<b>ADA 2018-19</b>	<b>4 Yr. Graduation Rate 2018-19</b>	<b>4 Yr. Dropout Rate 2018-19</b>	<b>Disciplinary Infractions 2018-19</b>	<b>% Chronically Absent 2018-19</b>	<b># of Suspensions 2018-19</b>
District	94.84%	76.1%	7.46%	803	5.16%	768
Tylertown Primary	95.92%	n/a	n/a	7	4.48%	7
Tylertown Elementary	96.19%	n/a	n/a	46	3.81%	46
Tylertown High	93.86%	73.3%	8.57%	562	6.14%	541
Dexter	93.72%	n/a	n/a	14	6.28%	12
Salem	94.59%	86.2%	3.44%	174	5.41%	162



### Enrollment Data by Subgroups

Year 2023-24

	Total	White	Black	Asian	American Indian	Pacific Islander	Hispanic	Male	Female
District	1714	571	1088	12	1	0	42	833	881
Tylertown Primary	382	86	286	4	0	0	6	187	195
Tylertown Elementary	240	32	201	3	0	0	4	126	114
Tylertown High	544	68	458	3	0	0	15	260	284
Dexter	79	41	29	1	1	0	7	39	40
Salem	469	344	114	1	0	0	10	221	248

Year 2022-23

	Total	White	Black	Asian	American Indian	Pacific Islander	Hispanic	Male	Female
District	1685	565	1073	10	1	0	36	827	858
Tylertown Primary	382	86	289	3	0	0	4	183	199
Tylertown Elementary	254	40	209	3	0	0	2	139	115
Tylertown High	509	74	419	1	0	0	15	261	248
Dexter	81	41	33	0	1	0	6	37	44
Salem	459	324	123	3	0	0	9	207	252

Year 2021-22

	Total	White	Black	Asian	American Indian	Pacific Islander	Hispanic	Male	Female
District	1691	580	1066	8	1	0	36	839	852
Tylertown Primary	380	100	274	2	0	0	4	180	200
Tylertown Elementary	242	29	201	5	0	0	7	126	116
Tylertown High	517	87	416	0	0	0	14	266	251
Dexter	70	36	28	0	1	0	5	34	36
Salem	482	328	147	1	0	0	6	233	249

*Year 2020-21*

	<b>Total</b>	<b>White</b>	<b>Black</b>	<b>Asian</b>	<b>American Indian</b>	<b>Pacific Islander</b>	<b>Hispanic</b>	<b>Male</b>	<b>Female</b>
District	1705	574	1076	9	2	1	43	85	852
Tylertown Primary	372	82	279	5	0	0	6	183	189
Tylertown Elementary	257	37	208	3	0	0	9	133	124
Tylertown High	547	110	422	0	0	1	14	284	263
Dexter	79	38	36	0	0	0	5	38	41
Salem	450	307	131	1	2	0	9	215	235

*Year 2019-20*

	<b>Total</b>	<b>White</b>	<b>Black</b>	<b>Asian</b>	<b>American Indian</b>	<b>Pacific Islander</b>	<b>Hispanic</b>	<b>Male</b>	<b>Female</b>
District	1806	648	1144	4	3	1	36	928	878
Tylertown Primary	301	65	229	4	0	0	3	160	141
Tylertown Elementary	416	88	315	0	0	0	13	216	200
Tylertown High	558	129	420	0	0	1	8	283	275
Dexter	74	31	37	0	1	0	5	42	32
Salem	457	305	143	0	2	0	7	227	230

*Year 2018-19*

	<b>Total</b>	<b>White</b>	<b>Black</b>	<b>Asian</b>	<b>American Indian</b>	<b>Pacific Islander</b>	<b>Hispanic</b>	<b>Male</b>	<b>Female</b>
District	1825	636	1146	4	3	1	35	939	886
Tylertown Primary	297	67	223	4	0	0	3	160	137
Tylertown Elementary	416	88	315	0	0	0	13	215	201
Tylertown High	570	138	423	0	0	1	8	293	277
Dexter	81	36	39	0	1	0	5	42	39
Salem	461	307	146	0	2	0	6	229	232

### Accountability Data

Year 2023-24 - *Official Data Pending*

District	2024 Official	2024 Total	Grow Read	Grow Math	Grow Read LQ	Grow Math LQ	Prof Read	Prof Math	Prof Sci	Prof USH
<i>Walthall Co School District</i>										
Dexter										
Salem										
Tylertown High										
Tylertown Elementary										
Tylertown Primary										

Year 2022-23

District	2023 Official	2023 Total	Grow Read	Grow Math	Grow Read LQ	Grow Math LQ	Prof Read	Prof Math	Prof Sci	Prof USH
<i>Walthall Co School District</i>	<i>B</i>	602	56.8	66.2	54.4	68.4	33.6	37.2	42.6	66.1
Dexter	C	347	36.4	73.5	33.3	54.5	26.3	50	73.3	n/a
Salem	B	710	61.6	69.1	61.3	63.3	41.6	48.7	63.2	71.4
Tylertown High	C	614	48.8	70.4	45.6	85.7	23.9	25.6	23	63.8
Tylertown Elementary	C	350	60.3	56.4	56.7	59.8	36.9	28.6	51.4	n/a
Tylertown Primary	A	465	79.7	66.6	98.8	71.4	30.3	51.5	n/a	n/a

Year 2021-22

District	2022 Official	2022 Total	Grow Read	Grow Math	Grow Read LQ	Grow Math LQ	Prof Read	Prof Math	Prof Sci	Prof USH
<i>Walthall Co School District</i>	<i>C</i>	571	56.3	59.3	51.9	61.4	29.7	30	32.6	58.2
Dexter	B	439	67.5	81.7	64.3	76	45	40	64.3	n/a
Salem	B	664	62.3	69.2	55.6	63.9	35.2	39.8	53.2	65.2
Tylertown High	F	498	43.8	53.5	38.7	54.9	19.3	21.9	17.6	55.9
Tylertown Elementary	C	334	61.9	53.8	59.2	64.3	33.5	21.3	40.4	n/a
Tylertown Primary	D	295	56.7	34.9	64.1	29.4	23.3	44.2	n/a	n/a

Year 2020-21\* DISTRICTS CARRIED SAME ACCT FROM 19 DUE TO COVID

District	2021 Official	2021 Total	Grow Read	Grow Math	Grow Read LQ	Grow Math LQ	Prof Read	Prof Math	Prof Sci	Prof USH
Walthall Co School District	D	504	50.4	52.1	51.4	59	30.7	27.1	46.6	33.6
Dexter	C	332	45.7	57.1	42.6	62.1	23.3	20.9	0	n/a
Salem	B	657	60.6	62.5	55.1	61.6	41	35.9	72.7	45.2
Tyertown High	D	539	49.9	45.7	62.5	66.1	24.3	19.7	34.8	29.5
Tyertown Elementary	D	280	44.1	50.3	38.9	48.4	29.6	27.6	41.4	n/a
Tyertown Primary	D	310	64.1	54.6	47.2	28.6	36.9	34.5	n/a	n/a

Year 2019-20\* DISTRICTS CARRIED SAME ACCT FROM 19 DUE TO COVID

District	2020 Official	2020 Total	Grow Read	Grow Math	Grow Read LQ	Grow Math LQ	Prof Read	Prof Math	Prof Sci	Prof USH
Walthall Co School District	D	504	50.4	52.1	51.4	59	30.7	27.1	46.6	33.6
Dexter	C	332	45.7	57.1	42.6	62.1	23.3	20.9	0	n/a
Salem	B	657	60.6	62.5	55.1	61.6	41	35.9	72.7	45.2
Tyertown High	D	539	49.9	45.7	62.5	66.1	24.3	19.7	34.8	29.5
Tyertown Elementary	D	280	44.1	50.3	38.9	48.4	29.6	27.6	41.4	n/a
Tyertown Primary	D	310	64.1	54.6	47.2	28.6	36.9	34.5	n/a	n/a

Year 2018-19

District	2019 Official	2019 Total	Grow Read	Grow Math	Grow Read LQ	Grow Math LQ	Prof Read	Prof Math	Prof Sci	Prof USH
Walthall Co School District	D	504	50.4	52.1	51.4	59	30.7	27.1	46.6	33.6
Dexter	C	332	45.7	57.1	42.6	62.1	23.3	20.9	0	n/a
Salem	B	657	60.6	62.5	55.1	61.6	41	35.9	72.7	45.2
Tyertown High	D	539	49.9	45.7	62.5	66.1	24.3	19.7	34.8	29.5
Tyertown Elementary	D	280	44.1	50.3	38.9	48.4	29.6	27.6	41.4	n/a
Tyertown Primary	D	310	64.1	54.6	47.2	28.6	36.9	34.5	n/a	n/a

## **District Level Plan**

Policy and state law require that each district dropout prevention plan include, at a minimum, strategies for:

- Reducing the retention rates in kindergarten, first, and second grades.
- Targeting subgroups that need additional assistance to meet graduation requirements.
- Developing dropout recovery initiatives that focus on students age seventeen (17) through twenty-one (21), who dropped out of school (i.e., Mississippi Works).
- Addressing how students will transition to the home school district from the juvenile detention centers.

<b>Walthall County School District Goals 2024 - 2025</b>	
<b>Goal 1:</b>	The district's overall graduation rate will be 90% and the graduation rate for students with disabilities will increase by 5% by June 2025.
<b>Goal 2:</b>	The district's pass rate on the LBPA will be 70% or higher by June 2025.
<b>Goal 3:</b>	Decrease the district retention rate of students in Grades 2-8 by 10% by June 2025.
<b>Goal 4:</b> (If applicable)	The district will provide alternative education programs to meet the varying needs of students; i.e. alternative school placement, GED and pre-GED courses, credit recovery.

When determining strategies to implement to achieve goals, follow the guidance provided in the EWS. Link to EWS: <https://www.mdek12.org/ESE/Dropout-Prevention>.

<b>SMART Goal Planning Template</b>			
<b>Goal 1: The district's overall graduation rate will be 90% and the graduation rate for students with disabilities will increase by 5% by June 2025.</b>			
Focus Area: ↪ ▲ Attendance      ▲ Behavior      ▲ Course Performance      □ Other			
<b>S</b>	<b>Specific</b>	S – is the goal <b>specific</b> ? (What will it do? Who will carry it out? What task will be done? What do you need to complete this step?)	<ul style="list-style-type: none"> <li>● Specific = Graduation Rate of general population and students with disabilities.</li> <li>● Teachers will provide instruction to aid students in being college and career ready.</li> <li>● Counselors will ensure students are aware of graduation requirements.</li> </ul>
<b>M</b>	<b>Measurable</b>	M – is the goal <b>measurable</b> ? (How will the team know it has been achieved? How will progress monitor? How will you measure outcomes?)	<ul style="list-style-type: none"> <li>● Measured by Graduation Rate</li> <li>● Review Cohort Report each year for tracking students</li> </ul>

<b>A</b>	<b>Achievable</b>	A – is the goal <b>achievable</b> ? (By when? What could get in the way of task completion? How will you overcome them?)	<ul style="list-style-type: none"> <li>By the end of the 2024-2025 school year.</li> </ul>	
<b>R</b>	<b>Relevant</b>	R – is the goal <b>relevant</b> to performance expectations?	<ul style="list-style-type: none"> <li>Yes - Goal is relevant to increasing/maintaining a graduation rate of 90% or above. This requires targeting subgroups who need additional assistance to meet graduation requirements.</li> </ul>	
<b>T</b>	<b>Time Bound</b>	T – is the goal <b>time bound</b> ? (How often will this task be done? By when will this goal be accomplished?)	<ul style="list-style-type: none"> <li>By the end of the 2024-2025 School Year</li> </ul>	
<b>Timeline</b>	<b>Action</b>	<b>Resources Needed/Source</b>	<b>Person(s) Responsible</b>	<b>Person(s) Involved</b>
2024-2025	Teachers (general and special education) will provide instruction/ skills needed for students to be college and career ready.	<ul style="list-style-type: none"> <li>* Pacing Guides</li> <li>* CCR Framework Standards</li> <li>* Professional Learning</li> <li>* HQIM</li> </ul>	Teacher Administrator District Guidance	Teacher Administrator District Guidance
2024-2025	Counselors will ensure parents and students are aware of graduation requirements.	<ul style="list-style-type: none"> <li>*Graduation Requirements</li> <li>*Development of Student ISP's.</li> <li>*Career/College Fair Participation</li> <li>*School Open Door Event</li> </ul>	Counselor	Counselor Students Parents

2024-2025	Students will be exposed to programs offered at the WCSD Career and Technical Education Center: Health Sciences, Welding, Teacher Academy, Manufacturing, Construction Technology, Auto Service Tech., Business Fundamentals & Marketing	*CTE Tours for recruitment of students into CTE programs. *NCCER certifications *WorkKeys - Workplace Ready Skills	Administrators Counselors	Administrators Counselors Students
2024-2025	Intervention services will be provided to students based on WCSD MTSS Procedures Plan.	*Three Tier Model for instruction (described in the district's Instructional Management Plan)	Administrator Teachers MTSS Team	Administrator Teachers MTSS Team
<b>Plan to Progress Monitor</b>				
<b>Date</b>	<b>Evidence to Determine Progress Toward Achieving Goal</b>		<b>Potential Adjustments</b>	
Summer 2025	MAAP Scores, Graduation Rate; Drop-out Rate		Course requirements based on diploma endorsement chosen; State assessment requirements	

**Goal 2: The district's pass rate on the LBPA will be 70% or higher by June 2025.**

Focus Area: ▲ Attendance ▲ Behavior ▲ Course Performance □ Other

<b>S</b>	<b>Specific</b>	S – is the goal <b>specific</b> ? (What will it do? Who will carry it out? What task will be done? What do you need to complete this step?)	<ul style="list-style-type: none"> <li>• Specific = 70% Pass Rate on 3rd Grade LBPA.</li> <li>• District will utilize approved HQIM as the curriculum for ELA.</li> <li>• Teachers will receive professional learning surrounding usage and implementation of chosen HQIM.</li> </ul>
----------	-----------------	--	---



<b>M</b>	<b>Measurable</b>	M – is the goal <b>measurable</b> ? (How will the team know it has been achieved? How will progress monitor? How will you measure outcomes?)	<ul style="list-style-type: none"> <li>Measured by pass rate on LBPA.</li> <li>Progress monitoring via universal screeners and benchmark assessments.</li> </ul>	
<b>A</b>	<b>Achievable</b>	A – is the goal <b>achievable</b> ? (By when? What could get in the way of task completion? How will you overcome them?)	<ul style="list-style-type: none"> <li>By the end of the 2024-2025 school year.</li> </ul>	
<b>R</b>	<b>Relevant</b>	R – is the goal <b>relevant</b> to performance expectations?	<ul style="list-style-type: none"> <li>Yes, the goal is relevant to decreasing retention in grades K-3 and increasing the pass rate on the LBPA.</li> </ul>	
<b>T</b>	<b>Time Bound</b>	T – is the goal <b>time bound</b> ? (How often will this task be done? By when will this goal be accomplished?)	<ul style="list-style-type: none"> <li>By the end of the 2024-2025 school year.</li> </ul>	
<b>Timeline</b>	<b>Action</b>	<b>Resources Needed/Source</b>	<b>Person(s) Responsible</b>	<b>Person(s) Involved</b>
2024-2025	Students in grades K-3 will be screened at the beginning of each school year, and at least two more times annually. Students in need of intervention will be placed in appropriate Tier placement as determined by the MTSS team.	* i-Ready universal screener * Intervention materials *Three Tier Model for instruction (described in the district’s Instructional Management Plan)	Teacher MTSS Team Administrator	Teacher MTSS Team Administrator
2024-2025	3rd grade student progress monitoring via participation in	* Benchmark assessments	Teacher Administrator	Teacher Administrator

	Term 1, Term 2, and Term 3 district benchmark assessments.		Curriculum Coordinator	Curriculum Coordinator
2024-2025	Professional learning surrounding chosen HQIM curriculum.	* Professional Learning	Teacher Administrator Assistant Superintendent	Teacher Administrator Assistant Superintendent

**Plan to Progress Monitor**

Date	Evidence to Determine Progress Toward Achieving Goal	Potential Adjustments
August 2024	Universal Screener 1	
October 2024	District Benchmark Assessment I	
December 2024	Universal Screener 2, District Benchmark Assessment 2	
March/April 2025	Universal Screener 3, District Benchmark Assessment 3	
June 2025	MAAP - LBPA Data	

**SMART Goal Planning Template**

<b>Goal 3: Decrease the district retention rate of students in Grades 2-8 by 10% by June 2025.</b>			
Focus Area: <input checked="" type="checkbox"/> Attendance <input checked="" type="checkbox"/> Behavior <input checked="" type="checkbox"/> Course Performance <input type="checkbox"/> Other			
<b>S</b>	<b>Specific</b>	S – is the goal <b>specific</b> ? (What will it do? Who will carry it out? What task will be done? What do you need to complete this step?)	<ul style="list-style-type: none"> <li>• Specific = Decrease retention rate by 10%</li> <li>• School administrators and counselors will monitor students in grades 2-8 who have been retained 2 or more times for referral to the Dropout Prevention Committee.</li> </ul>

<b>M</b>	<b>Measurable</b>	M – is the goal <b>measurable</b> ? (How will the team know it has been achieved? How will progress monitor? How will you measure outcomes?)	<ul style="list-style-type: none"> <li>Measures by number of retentions in grades 2-8</li> <li>Progress monitoring via EWS data (grades, discipline, attendance)</li> </ul>	
<b>A</b>	<b>Achievable</b>	A – is the goal <b>achievable</b> ? (By when? What could get in the way of task completion? How will you overcome them?)	<ul style="list-style-type: none"> <li>By the end of the 2024-2025 school year.</li> </ul>	
<b>R</b>	<b>Relevant</b>	R – is the goal <b>relevant</b> to performance expectations?	<ul style="list-style-type: none"> <li>Yes, the goal is relevant to decreasing retention in grades 2-8 and increasing the likelihood of a student graduating.</li> </ul>	
<b>T</b>	<b>Time Bound</b>	T – is the goal <b>time bound</b> ? (How often will this task be done? By when will this goal be accomplished?)	<ul style="list-style-type: none"> <li>By the end of the 2024-2025 school year.</li> </ul>	
Timeline	Action	Resources Needed/Source	Person(s) Responsible	Person(s) Involved
2024-2025	Conduct a thorough evaluation (i.e. tier data, attendance, discipline data, past report cards, etc.) of students who are two or more grades behind in 2nd through 8th grade. All achievement data will be collected, including a current placement test. The District Drop-out	* Data showing students in grades 2-8 who have been retained 2 or more times	Administrator Drop-out Prevention Committee	Administrator Drop-out Prevention Committee Parent

	Prevention Committee may make a decision to place students ahead one or more grade(s) to increase the likelihood of them completing their education and receiving a diploma. These students will be placed in the Tier system to monitor their progress. (Note: Students may not be moved past a grade which requires an exit exam without meeting state criteria.)			
2024-2025	Intervention services will be provided to students based on WCSD MTSS Procedures Plan.	*Three Tier Model for instruction (described in the district's Instructional Management Plan)	Administrator Teachers MTSS Team	Administrator Teachers MTSS Team
2024-2025	Each school will communicate weekly attendance data to the truancy officer.	*Attendance Tracking - students missing 5 or more days	Administrator Truancy Officer	Administrator Truancy Officer
<b>Plan to Progress Monitor</b>				
<b>Date</b>	<b>Evidence to Determine Progress Toward Achieving Goal</b>	<b>Potential Adjustments</b>		
2024-2025	Retention Data for Students in Grades 2-8	Missing/Partial data for transfer students and/or students who		

		have entered from homeschool; Data doesn't support moving student grade levels.
2024-2025	Attendance Data Tracking	Poor attendance; lack of parent support
2024-2025	Monitoring of Tier Data (MTSS)	Inadequate data due to implementation fidelity or student attendance

<b>SMART Goal Planning Template</b>			
<b>Goal 4: The district will provide alternative education programs to meet the varying needs of students; i.e. alternative school placement, GED and pre-GED courses, credit recovery.</b>			
Focus Area: <input checked="" type="checkbox"/> Attendance <input checked="" type="checkbox"/> Behavior <input checked="" type="checkbox"/> Course Performance <input type="checkbox"/> Other			
<b>S</b>	<b>Specific</b>	S – is the goal <b>specific</b> ? (What will it do? Who will carry it out? What task will be done? What do you need to complete this step?)	<ul style="list-style-type: none"> <li>• Specific=Offering alternative education programs annually</li> <li>• The WCSD will ensure students have access (as needed) to a proper alternative school setting, GED courses, and opportunities for credit recovery.</li> </ul>
<b>M</b>	<b>Measurable</b>	M – is the goal <b>measurable</b> ? (How will the team know it has been achieved? How will progress monitor? How will you measure outcomes?)	<ul style="list-style-type: none"> <li>• Student enrollment in alternative school, GED courses, and/or credit recovery.</li> </ul>
<b>A</b>	<b>Achievable</b>	A – is the goal <b>achievable</b> ? (By when? What could get in the way of task completion? How will you overcome them?)	<ul style="list-style-type: none"> <li>• 2024-2025 school year</li> </ul>
<b>R</b>	<b>Relevant</b>	R – is the goal <b>relevant</b> to performance expectations?	<ul style="list-style-type: none"> <li>• Yes, the goal is relevant to targeting subgroups that need additional assistance to meet graduation requirements, developing dropout recovery initiatives that focus on students age seventeen (17) through twenty-one (21),</li> </ul>

			and addressing how students will transition to the home school district from the juvenile detention centers.	
<b>T</b>	<b>Time Bound</b>	T – is the goal <b>time bound</b> ? (How often will this task be done? By when will this goal be accomplished?)	<ul style="list-style-type: none"> <li>Programs will be offered throughout the 2024-2025 school year.</li> </ul>	
Timeline	Action	Resources Needed/Source	Person(s) Responsible	Person(s) Involved
2024-2025	A proper alternative school setting will be provided for students needing additional support due to referral based on discipline points or for other reasons deemed necessary.	* Alternative school setting (safe and conducive to learning)	Alternative School Director Administrator Teachers	Alternative School Director Administrator Teachers
2024-2025	The district will offer a GED Option on campus at THS for students 17-21; For students who do not meet the criteria for the internal GED option program, school principals and guidance counselors will provide them with information for GED programs available through the local community college.	* GED courses	Administrator	Administrator
2024-2025	Any compulsory-school-age child referred to the	* Alternative school setting (safe and	Superintendent Administrator	Superintendent Administrator

	alternative school program by a chancellor or youth court judge, with the consent of the superintendent, will receive such scope of services as it is the policy of WCSD to provide any student in the alternative school setting. (Policy JCD)	conducive to learning)		
2024-2025	Credit recovery options will be available to students who meet criteria as outlined in the WCSD handbook.	* Credit recovery options	Administrator Teacher	Administrator Teacher

**Plan to Progress Monitor**

Date	Evidence to Determine Progress Toward Achieving Goal	Potential Adjustments
2024-2025	Enrollment of students in alternative programs (Alternative School placement, GED, Credit Recovery)	Student discipline; lack criteria to enter GED program; lack criteria established for credit recovery
2024-2025	Enrollment of students entering from a Juvenile Detention Center	Student discipline; Lack of parent support

**Dropout Prevention/Restructuring Plan Assurances Page**



On behalf of [Walthall County School District](#), I hereby submit the Dropout Prevention/Restructuring Plan to provide goals, activities, and services necessary to meet the overarching goals of the state dropout prevention plan:

- Reducing the retention rates in grades kindergarten, first and second.
- Targeting subgroups that need additional assistance to meet graduation requirements.
- Developing dropout recovery initiatives that focus on students age seventeen (17) through twenty-one (21), who dropped out of school (i.e., Mississippi Works).
- Addressing how students will transition to the home school district from the juvenile detention centers.

I hereby certify that our school district will evaluate our district dropout prevention plan on an annual basis to determine appropriate changes needed for future school years.

I hereby certify that our District School Board has reviewed and approved this plan for submission to the Mississippi Department of Education.

District Superintendent: [J. Bradley Brumfield](#)

Jul 25, 2024

School Board Chair: [Bobbie Lewis](#)

Jul 25, 2024